



Natural conservation of guinea pig (*Cavia porcellus*) meat vacuum packed: Oregano essential oil effect on the physicochemical, microbiological and sensory characteristics

 Yamaly Moreno¹; Hubert. L. Arteaga-Miñano^{2,*}
¹ Cooperativa de Servicios Especiales - Redes de Productores de Cuyes del Crisnejas. Jr. Suarez 122, Cajamarca, Peru.

² Faculdade de Zootecnia e Engenharia de Alimentos. Universidade de São Paulo, Av. Duque de Caxias Norte 225, Campus Fernando Costa USP, CEP, 13635-900, Pirassununga, SP, Brasil.

Received December 10, 2017. Accepted October 12, 2018.

Abstract

Guinea pig meat is high in protein and low in fat, representing an attractive option for human nutrition. In addition, its sensory characteristics are making this product more appreciated in both internal and external markets. However, it is a highly perishable product, for which it is important to look for products and technologies that allow it to preserve its quality. Oregano essential oil is a natural product that presents antimicrobial and antioxidant properties that can use on the preservation of meat. Thus, the objective of this work was to study the effect of the concentration of oregano essential oil (0.5% and 1%) and storage time (0, 35 and 70 days) at -10 °C, on physicochemical, microbiological and sensory characteristics of guinea pig meat vacuum packed. For this was used guinea pigs of Peru race with 3 months of age-old and weight range between 600 and 700 g. Oregano essential oil at 0.5 and 1% was dissolved in a saline solution at 2%, next add to surface internal and external of meat after this was packing vacuum in PE pouches and stored at -10 °C until 35 and 70 days. At each storing time was evaluated physicochemical, microbiological and sensory characteristics. The best results in the majority of the characteristics were obtained to 0.5% oregano essential oil concentration and 70 days of storage, in this condition the characteristics were pH = 6.11 ± 0.05; moisture (%) = 71.6 ± 0.36; ΔE_i = 3.74 ± 0.77; ΔE_e = 8.30 ± 0.55; PBC = 99 ± 4 cfu/g and; texture, odor, internal and external color and, appearance acceptable.

Keywords: essential oils; guinea pig meat; sensory properties; foods preservation.

1. Introduction

Guinea pig meat is traditionally consumed in the highlands of Peru and other countries of South America as a base diet of their population (Lammers *et al.*, 2009; Jurado-Gómez *et al.*, 2016). This meat has high protein content (20.3%), and low content fat (7.8%); compared with other meat products, like birds (18.2% protein and 10.2% fat), cattle (18.7% protein and 18.2% fat) and pigs (12.4% protein and 35.8% fat). So, it has high nutritional potential (Pascual, 2000; Rosenfeld, 2008). For nowadays, researchers have been studying this meat with approaches nutritional, productive and preservation (Ordoñez and Martos, 2004). As, the meat is a matrix rich in nutrients that provide an adequate environment for the proliferation of pathogenic and spoilage microorganisms (Guevara *et al.*, 2018), is important to

find methods to preserve it. Added to this it is important to consider that, consumers demand safer food products, natural and healthy (Rivera *et al.*, 2015).

Oregano essential oil is one natural alternative that has antioxidant effects (Fasseas *et al.*, 2007; Goulas *et al.*, 2007; Scramlin *et al.*, 2010), and antimicrobial properties when it is added to meat (Burt, 2004; Gutierrez *et al.*, 2008), these effects justifies its addition as preservative in processed foods. However, there are insufficient works in preservation of Guinea Pig meat using essential oils. Hernández *et al.* (2007) had reported that oregano essential oil at 0.15% on pig meat prevented bacterial inhibition against *Escherichia coli* and *Staphylococcus aureus*. In both cases its antioxidant and antimicrobial effect was attributed at high content of polyphenols; carvacrol and

* Corresponding author
E-mail: harteaga@usp.br (H. Arteaga-Miñano).

thymol, which are the main components of the essential oil of oregano (Kosar *et al.*, 2003; Capecka *et al.*, 2005; Al-Bandak, 2007). The other hand, oregano essential oil can contribute to improving the ones sensory characteristics of taste and odor in food in which they are applied (Burt, 2004; Cristani *et al.*, 2007; Fasseas *et al.*, 2007; Brewer *et al.*, 2011). Sullivan *et al.* (2004) indicated that the use of natural antioxidant into chicken nuggets decreases the total lipid oxidation and increases color stability. Oregano essential oil can add in emulsion, nanoemulsions encapsulated (Moraes-Lovison *et al.*, 2017), in pads absorbent (Oral *et al.*, 2009) or incorporated in edible films (Karagöz *et al.*, 2010; Iturriaga *et al.*, 2012). Its add can be combined with others compound natural or synthetics (Chouliara *et al.*, 2007; De Barros *et al.*, 2012; Hulankova *et al.*, 2013) in vacuum packing (Atrea *et al.*, 2009) or with modified atmospheres (Skandamis *et al.*, 2001; Giatrakou *et al.*, 2008) searching to improve their effectiveness. Considering the importance that have guinea pig meat on feeding and the consumers preferences to value the safe, nutritious and natural products, the objective this work was to evaluate the effect of the concentration of oregano essential oil and storage time; on physicochemical, microbiological and, sensory characteristics of guinea pig meat (*Cavia porcellus*) vacuum packed.

2. Materials and methods

2.1 Preparation of samples

Was used 32 carcasses of fresh guinea pig, only males of race Peru, with 3 months of age-old, selected with an average weight of 600 - 700 g (Fernandez, 2010). The meat fresh was characterized by selecting 5 of the 32 samples randomly, determining the values of pH, moisture (%) and texture (N). The 27 remaining samples were used as follows: 9 samples immersed in a saline solution 2% with 0.5% oregano essential oil, 9 samples in saline solution 2% with 1% oregano essential oil; and 9 samples only in saline solution 2%. After this, with a brush was spread evenly over the surface of the carcass. Then these were packed, sealed vacuum in LDPE bags and stored to -10 °C (Ordóñez, 2004) at 35 and 70 days of storage. In each storing time, the meat samples were thawed in 6 hours at 4 °C and measured pH, moisture (%), ΔE (variation of internal and external color), PBC (psychrophilic bacteria count) and sensory characteristics.

2.2 Physicochemical Characteristics

The pH was analyzed for triplicate using potentiometer (Metrohm 827) following method 947.05 of the AOAC (2000). To determine the moisture (%) was used method 950.46 AOAC (2000). The variation of color (ΔE) was assessed using a colorimeter (JZ-300 Shenzhen Kingwell Instruments Co., China) with coordinates L^* , a^* , and b^* that are values corresponding to luminosity, reddening and yellowness respectively: black (-L) or white (L), green (-a) or red (a), and blue (-b) or yellow (b) (Filgueras *et al.*, 2010; Holman *et al.*, 2017; Naves *et al.*, 2017). The variation of color was calculated using coordinates of sample fresh respect to sample stored by each storage time (Wei *et al.*, 2012).

$$\Delta E = \sqrt{(\Delta L^*)^2 + (\Delta a^*)^2 + (\Delta b^*)^2}$$

The hardness was determined according to Dalvi-Isfahan *et al.* (2016) using a texture analyzer model TA. HDPlus (Stable Micro System, Surrey, UK), with probe p/2 (2mm) with 5 N load cell, until the compressive strain reached 25% of the initial thickness.

2.3 Sensory Characteristics

Was used a non-parametric scale of 9 points; for evaluating the characteristics of texture, odor, internal color, external color and appearance for each sample. The survey was applied to 12 expert judges (Berian *et al.*, 2001) members of the Association of breeders of Guinea pig in the province of Cajabamba (Peru), 11 men and 1 woman between the ages of 35 to 50 years.

2.3 Microbiological Characteristics

25 g of each sample was crushed and dissolved with 225 mL solution of peptone 0.1%, then stir for 1 minute. Moreover, dilutions from 10^{-1} , 10^{-2} and 10^{-3} , were made. Then two plates were prepared with each dilution by adding 1 ml on each Standard Plate Count Agar (PCA). Plates were incubated to 4 °C for 10 days (ICMSF, 1999; Hulankova *et al.*, 2013), after the incubation period was made count of psychrophilic bacteria, identifying the organism through a Gram staining; and the result was expressed as colony forming units (cfu/g).

2.4 Statistical analyses

For characteristic physicochemical and microbiological was performed an analysis of variance (ANOVA) and the Tukey test using a significance level of 0.05. While to sensory characteristic was applied Friedman and Wilcoxon test. The analyses were conducted using Statistica 10.0 (Statsoft®, USA).

Table 1

Physicochemical characteristics of guinea pig meat with oregano essential oil in storage

Treatment (Cxt)	pH	Moisture (%)	ΔE_i	ΔE_e
T1(0x0)	6.44±0.02 ^a	70.9±0.92 ^a	0.00±0.00 ^a	0.00±0.00 ^a
T2(0x35)	6.70±0.06 ^b	70.1±0.81 ^a	4.44±1.31 ^b	2.94±1.70 ^b
T3(0x70)	6.35±0.02 ^{a,d}	74.2±0.25 ^b	7.65±1.02 ^c	3.54±1.23 ^b
T4(0.5x0)	6.37±0.02 ^{a,d}	71.5±0.61 ^a	0.00±0.00 ^a	0.00±0.00 ^a
T5(0.5x35)	6.07±0.04 ^c	70.5±0.20 ^a	2.59±0.91 ^b	8.18±1.98 ^c
T6(0.5x70)	6.11±0.05 ^c	73.1±0.96 ^b	3.74±0.77 ^b	8.30±0.55 ^c
T7(1x0)	6.33±0.01 ^d	71.8±0.26 ^a	0.00±0.00 ^a	0.00±0.00 ^a
T8(1x35)	6.33±0.02 ^d	70.9±0.50 ^a	4.10±1.59 ^b	5.13±0.31 ^b
T9(1x70)	6.17±0.01 ^c	72.9±0.87 ^b	6.06±0.37 ^{b,c}	9.52±0.69 ^c

Mean ± SD. C: Oregano essential oil concentration, t: storage time. Values with superscripts different (a, b, c and d) in the same column are significantly different ($p < 0.05$) by Tukey test.

3. Results and discussion

3.1 Physicochemical characteristics

The samples fresh of guinea pig meat presented 6.3 ± 0.03 of pH, 71.3 ± 0.61 % of moisture and 33.25 ± 3.66 N of hardness; these values are into range of the NTP 201.058 (2006) and others works (Mota-Rojas *et al.*, 2012; Lucas *et al.*, 2018) in pH and, according to Hilvay (2015) for moisture with 70.6%, while texture values have been reported as shear strength of 983.89 and 1093.67 N for males insensitized by dislocating and the electrical method respectively (Mota-Rojas *et al.*, 2012).

The results are presented in Table 1, the range of variation of pH and moisture were small, having a nonlinear behavior depending on the treatment conditions. However, the variation of color was greater, especially in the external part, increasing with oregano essential oil concentration and storage time.

pH

The figure 1 shows the behavior of pH in each treatment, in the beginning the differences were not significant. However, increasing the storage time, the behavior depended of the oregano essential oil concentration. Thus, with 0.5 % and 1% allows to maintain pH in values lowest to 6.37. The pH of meat depends on several factors among which are the race, gender, management, amount of muscle glycogen reserves, type of stunning and the hormones that circulate in the blood (Mota-Rojas *et al.*, 2012). The optimum pH for Guinea pig meat is between 5.99 to 6.37 according with NTP 201.058 (2006). Samples without oregano essential oil (0%) show an increment in pH until 35-day, exceeding the limit established by the norm. Similar behavior was found by Hulankova *et al.* (2013) in minced beef. Besides, Moore and Gill (1987) reported increasing of pH in lamb meat from 5.61 to 6.23 in 10 weeks of vacuum packed storage. They hypothesized that basic

compounds can be formed by the rupture of muscle fibers at a higher speed than the formation of lactic acid.

The pH behavior of Guinea Pig meat with oregano essential oil can be explained by the high level of polyphenols containing the oil, since they are excellent hydrogen donors that could form strong hydrogen bonding with the protein through a hydroxyl group. This depends on the velocity which is transferred these ions in the meat matrix and biochemical stage of glycogen transformation to lactate and ions hydrogen. Moreover, should be considered type of muscle used (Sánchez-Macías *et al.*, 2018).

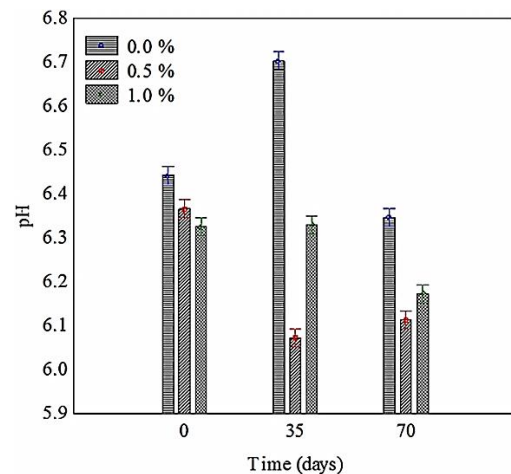


Figure 1. pH depending of oregano essential oil concentration (%) and storage time (days).

Moisture

In Figure 2 is showed that % moisture increases slowly while increases the oregano essential oil concentration as much to 0-day as to 35-day, nevertheless at 70-day behavior is inverse. The sample without oil (0%) presented a greater variation between 70.9 to 74.2, while samples with oil to 0.5% and 1% showed no significant variation with values between 70.5 to 72.9; the essential oil generated only a slight change in water-holding

capacity. However, storage time at 70 days present an increase significative. This behavior is associated with the decline in pH of the samples of meat causing a shrinking of polypeptides network that leads to a decrease of meat capacity to retain water (Forrest, 1979). Elmasry *et al.* (2012) evaluated the % moisture in 81 samples of beef with Basil oil to concentrations of 0.15%, 0.5% and 1% reporting final values of 69.40, 72.92 and 76.30, respectively. Sánchez-Macias *et al.* (2018) reported for fresh carcass meat of guinea pig a range of 73 to 75.5% of moisture. Another factor to consider is the freezing temperature of storage on meat structure cells damage, making available water that could be partially bound.

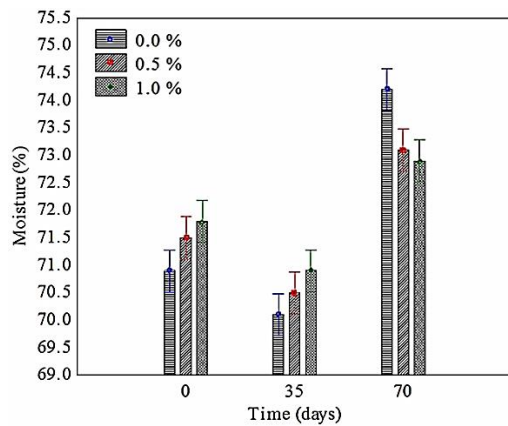


Figure 2. Moisture of guinea pig meat depending of oregano essential oil concentration (%) and storage time (days).

Variation of internal (ΔEi) and external (ΔEe) color

The position for measure internal and external color is shown in Figure 5. In figure 3a is showed a minor variation of internal color in the samples with 0.5%, this happens by the antioxidant action of carvacrol that reacts capturing free radicals and preventing oxidative, on muscular tissues. Besides, these compounds can be reducers, sensitive to oxygen and suppressors of pro-oxidant metals, help to maintain the color. Nevertheless, the variation of external color was greater in this condition, only being only being exceeded by the concentration of 1% to 70 days. It is worth noting that, skin tissue was more sensitive to change in color than muscular tissue.

At higher oregano essential oil concentration (1%) increases Myoglobin oxidation process generating greater variation of color (Gutierrez *et al.*, 2009), so it is not advisable to use percentages greater than

1%, since it could be acting as pro-oxidant. Naves *et al.* (2017) indicated that in meat refrigerated, part of the extracellular water may have reallocated in the intracellular medium and the effects of the pigments concentration may have been gradually overcome by the protein denaturation and lipid oxidation effects, promoting an increase in lightness, but contribute to the auto-oxidation of DMb (purplish-red deoxymyoglobin) to MMb (brown metmyoglobin) with aging. It has also been suggested that higher L^* values observed with increased aging time are associated with the reduction of mitochondrial respiratory activity, which provides greater oxygenation of the myoglobin molecule, resulting in the greater formation of OMb (cherry-red oxymyoglobin).

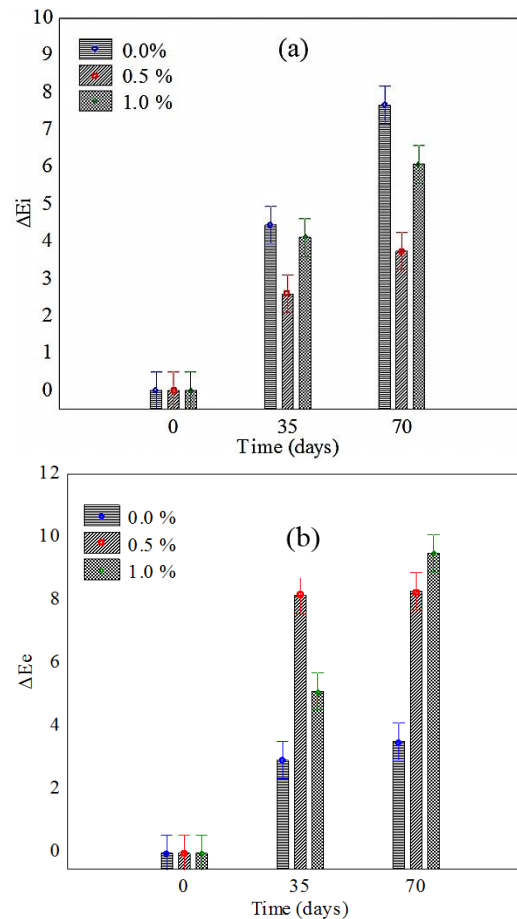


Figure 3. Variation of color a) internal ΔEi and b) external ΔEe depending of oregano essential oil concentration (%) and storage time (days).

The internal color of the Guinea pig meat can vary within the tones like follow: pale pink, pink, light red according to NTP 201.058 (2006). Sullivan *et al.* (2004) evaluated the effect of natural antioxidants, such as rosemary, sage, and catechins of

tea on the chicken nuggets. They found that addition of these compounds decreases the total lipid oxidation and increases color stability and product stability. [Oussalah et al. \(2006\)](#) informed that compounds active of oregano essential oil in films with meat showing availability of 60.62% after 5 days stored at 4 °C, when was used with 2% of CaCl₂.

[Albarracín et al. \(2012\)](#) had reported that thyme and rosemary essential oil, were able to reduce the oxidation of tilapia fillets in a range of 53.9 (2% of rosemary) to 94.7% (8% of thyme) in the twelfth day of refrigerated storage when compared with the oxidation observed in the sample control, suggesting inhibition of free radical by hydrogen donation of phenolic diterpenes such as carnosic acid, carnosol, rosmanol, rosmariquinone and rosmaridiphenol in the case of rosemary and, thymol and carvacrol for thyme.

[Holman et al. \(2017\)](#) have correlated the color instrumental with sensory acceptability of beef. They suggested acceptable value when a* values were equal to or above 14.5. In guinea pig meat values of L* both internal as external color was greater than 40 (data not showed).

3.2 Microbiological characteristics

In [Table 2](#) is reported the psychrophilic bacteria count (*Micrococuss*) that were identified by coloration Gram. The lower count was obtained in treatments T6 and T9 obtaining with 99 and 67 cfu/g respectively. This reduction was due, at higher content of carvacrol on oregano essential oil, that inhibits the growth of different strains. Although the action of carvacrol on *Listeria monocytogenes* can be inhibited by egg yolk and bovine serum albumin and temperatures lower ([Veldhuizen et al., 2007](#)).

Table 2
Psychrophilic bacteria count (PBC) on guinea pig meat with oregano essential oil in storage

Treatment (Cxt)	PBC (cfu/g)
T1(0x0)	738±16 ^a
T2(0x35)	860±10 ^b
T3(0x70)	1593±26 ^c
T4(0.5x0)	760±16 ^d
T5(0.5x35)	247±4 ^e
T6(0.5x70)	99±4 ^f
T7(1x0)	783±14 ^d
T8(1x35)	181±15 ^e
T9(1x70)	67±21 ^g

Mean ± SD. C: Oregano essential oil concentration, t: storage time. Values with superscripts different (a, b, c, d, e, f and g) are significantly different (p < 0.05). Test Tukey.

[Lemay et al. \(2002\)](#) had evaluated the inhibitory effect of nisin, lactate of sodium

and mustard essential oil in microorganisms inoculated experimentally in chicken meat (pH = 5) that were stored for 15 days at a temperature of restrictive growth. Mustard essential oil presented count significantly lower bacteria mesophilic aerobic while other antimicrobial agents had no significant effect on counts of mesophilic aerobic bacteria, *E. coli*, and *B. thermosphacta*.

[Abdollahzadeh et al. \(2014\)](#) reported effects of thyme essential oil at 0.8% and 1.2% of concentration, reaching a reduction of 2 log cfu/g on *Listeria monocytogenes* at 6 days of store at 4 °C in minced fish, attributing to the content of polyphenols like thymol, carvacrol, acid caffeic and trans-cinnamaldehyde, which are present in products such as oregano ([Albarracín et al., 2012](#)). [De Barros et al. \(2012\)](#) had found that minimum inhibitory concentration (MIC) and minimum bactericidal concentration (MBC) of oregano essential oil for *Staphylococcus aureus* on meat was 0.6 and 1.25 µL/mL respectively. [Marques et al. \(2015\)](#) have reported values MBC between 6.25 until 100 µL/mL and values MIC between 25 until 100 µL/mL for *Staphylococcus aureus*, values that depending of the strain and colonizing surfaces. [Dussault et al. \(2014\)](#) had added minimal inhibitory and maximal tolerated concentration of oregano essential oil on *Listeria monocytogenes* (521 and 313 ppm), *Staphylococcus aureus* (417 and 104 ppm), *Bacillus cereus* (261 and 313 ppm), *Salmonella typhimurium* (625 and 313 ppm), *Escherichia coli* (625 and 417 ppm) and *Pseudomonas aeruginosa* (2083-1042 ppm), being strains Gram positive more sensitive than Gram negative. [Moraes-Lovison et al. \(2017\)](#) reported for *Staphylococcus aureus* not differences significates both for MIC as MBC of oregano essential oil until day 90 of storage, but for *Escherichia coli* increased mainly in MBC. [Govaris et al. \(2010\)](#) suggested for improved activity against *Salmonella enteritidis* in minced sheep meat, by combinate oregano essential oil (0.6%) with nisin (1000 UI/g).

In [Figure 4](#) the samples unpreserved (0%) showed a great proliferation of bacteria with an initial count of 738 cfu/g (0-day) and final count of 1593 cfu/g (70-day). However, the samples with preservative (0.5% and 1%) showed an accelerated decline of bacteria count at 35 days, followed by a slow decline to 70 days of storage. This happens by the antimicrobial action of carvacrol and thymol content in this essential oil, that can easily reach the

cytoplasmic membrane of bacteria, altering its structure and functions, interfering with cellular energy (ATP) generation system (Jayasena and Jo, 2013; Rivera *et al.* 2015). These researchers, explain that the presence of hydroxyl groups in constituents phenolic of essential oil, is very important for antimicrobial activity, and the mechanism action, include degrade the cell wall, disturb the phospholipid bilayer of the cytoplasmic membrane and damage the membrane proteins leading increasing the permeability membrane cell and loss of cellular constituents, disrupt the proton motive force, electron flow, active transport, coagulate the cell contents, impair a variety of enzyme systems including the enzymes involved in the energy regulation and synthesis of structural components and, being able to inactivate or destroy genetic material.

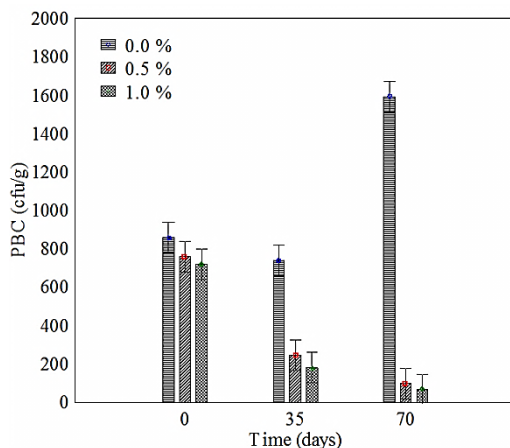


Figure 4. Psychrophilic bacteria count (cfu/g).

Hulankova *et al.* (2013) by application of oregano essential oil (0.2%), caprylic acid (0.5%) and citric acid (1%) on minced beef vacuum packed, they reached to reduce count of psychotropic bacteria by more than 2.5 log cfu/g, at 3 °C for 10 days with better score sensory than the control. While that lonely oregano essential oil reached 1.5 log cfu g⁻¹. Karabagias *et al.* (2011) reported that with oregano essential oil (0.3%) lamb meat samples reached 7 log cfu/g in 6-7 days, representing the upper microbiological limit for acceptable quality meat on.

Solis (2011) used oregano and thyme essential oil in bird meat, like antibacterial against *Salmonella spp.*, and *S. aureus*. He reported better results with thyme essential oil. Rea (2011) evaluated the antimicrobial activity of the cumin (*Cuminum cyminum*) essential oil as potential bio-preservative in flesh of trout, against *E. Coli*. Their results showed a reduction of 2-

4 log cfu/mL. Hernández *et al.* (2007) evaluated four concentrations of thymol-carvacrol (0, 0.05, 0.10 and 0.15%) on pig meat to 0, 24, 72 and 120 hours. The treatment with 0.15% was the better, indicating that the pathogens evaluated in this type of meat showed lower sensitivity compared with the evaluated in the guinea pig meat.

3.3 Sensory Characteristics

In the sensory evaluation was analyzed appearance, internal color, external color, odor and, texture. The values are presented in the Table 3 and showed like profile in the Figure 6. In each characteristic the treatment T6 have little variation when compared with control sample T1. Solis (2011) analyzed the effect of thyme and oregano essential oil to concentrations 0%, 0.25%, 0.5%, 1% and 1.25% during 0, 10 and 15 days of storage on color, odor and texture of chicken breast. The best result was with oregano essential oil at 0.5% after 15 days of storage. Rea (2011) conducted a study of the effect of thyme oil on trout, but the sensory attributes analyzed were not improved with the essential oil used. However, in our study oregano essential oil maintained acceptable characteristics during the evaluated time. The action of oregano essential oil decreases the oxidation of fats, preserving odor and color. Hilvay (2015) reported preservation of the color, odor and taste of guinea pig meat injected with oregano essential oil (0.30%) during 40 days at 4 °C. In our work the sensory characteristics of guinea pig meat with 0.5% of oregano essential oil were preserved until 70 days, this longer shelf life is explained by the lower storage temperature -10 °C and vacuum packaging. However, levels greater than 1% of oregano essential oil can imparted a very strong taste that allowing rejected the product. So, is suggested like maxim level 0,1% for this product (Chouliara *et al.*, 2007). However, Govaris *et al.* (2010) suggest to use 0.8 to 1% for enhance the sensory characteristics of minced beef or sheep meat, and Hulankova *et al.* (2013) suggest limits lesser as 0.2%. The oregano essential concentration to use will depend of composition of the essential oil (Burt, 2004), the stage of harvest and parts of the plant used in the extraction (Jordán *et al.*, 2013).

Appearance

In the Table 3 is showed that the appearance of the samples fresh (T1) and with 0.5% of oregano essential oil at 70 days of

storage (T6) not present significant difference ($p < 0.05$). The appearance is the one main characteristic in the choice of the consumer (Thomas *et al.*, 2006). Ozdikmenli and Demirel (2015) showed that in meat ball the appearance decreased by increased the concentration of oregano essential oil, similar behavior was meet in this work with 1% oregano essential oil, being more accentuated with the increase of storage time.

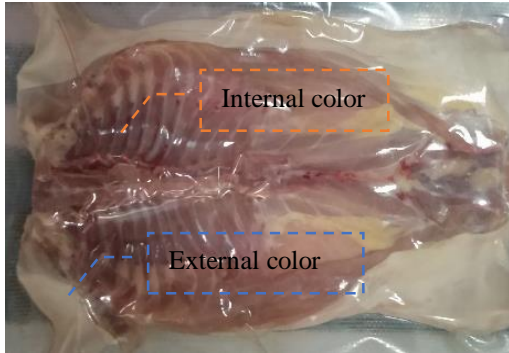


Figure 5. Position for measure color internal (meat) and external (skin).

External color

The treatments T1 and T4, achieved a higher score for external color categorized like acceptable by the panelists. The consumer has learned through experience that the color of the fresh beef is bright red and it is unacceptable when present a big variation of the color (Beriaín *et al.*, 2009), this behavior also is applied to guinea pig meat.

Internal color

The treatments T1 and T6 obtained a higher score by the panelists, being an internal color acceptable of the guinea pig meat. The treatment T6 despite have 70 days of storage, obtained the same assessment in this characteristic as the T1, this happens because the oil of oregano helps keep the color of the meat for longer (Solis,

2011). This result is in accordance with the values reported with the colorimeter.

Odor

The treatments with higher score were T1, T4 and T6 (7.41, 7.00 and 6.83 respectively). This assessment tells us that these treatments presented the characteristic smell of the meat of guinea pig. In a sensory evaluation carried by Flores-Mancheco *et al.* (2016) reported the odor as an indicator of quality of meat should have a "normal smell" or equal to fresh guinea pig meat; without rancid odor. Atrea *et al.* (2009) indicated that the oregano essential oil to 0,4% improved shelf-life of Mediterranean octopus packed in vacuum by 20 days at 4°C, keeping desirable and pleasant the odor. Pesavento *et al.* (2015) also suggested to use 0.5% of the oregano essential oil concentration in meat. Krkić *et al.* (2013) reported that after of 7 month the odor and flavor of sausage were better for those coated, resulted of lesser content aldehydes by lipid oxidation.

Guinea pig meat at 70 days of storage without oregano essential oil, presented the lower score sensorial, signal of degradation of proteins and fats that releasing volatile compounds, despite the score was 4.33 representing an assessment regular in the scale used.

Texture

The best treatments in texture are T1 and T6 (7.66 and 7.56 respectively) indicating that these samples were firm to touch, both muscle tissue and fat (Gupta and Abu-Ghannan, 2011). Boleman *et al.* (1997) stated that the attributes that influence the acceptability general of meat are juiciness, texture and flavor. Solis (2011) reported a very good, tender, strong, nice and juicy texture of chicken meat with thyme and oregano oil when compared to fresh chicken meat after 15 days of storage.

Table 3

Sensory characteristics of the guinea pig meat with oregano essential oil in storage

Treatment (Cxt)	Texture	Odor	Internal color	External color	Appearance
T1(0x0)	7.66±0.49 ^a	7.41±0.52 ^a	7.75±0.62 ^a	7.75±0.62 ^a	7.67±0.49 ^a
T2(0x35)	5.58±1.62 ^b	5.83±0.94 ^b	5.25±0.75 ^b	5.42±0.79 ^b	5.58±0.62 ^b
T3(0x70)	4.08± 1.37 ^c	4.33±1.23 ^c	3.91±0.51 ^c	4.50±1.31 ^c	4.08±1.37 ^c
T4(0.5x0)	7.50± 0.52 ^a	7.00±0.60 ^a	7.91±0.79 ^a	7.75±0.52 ^a	7.50±0.52 ^a
T5(0.5x35)	7.08± 0.49 ^{ad}	6.41±0.67 ^{ad}	7.25±0.62 ^a	7.17±0.58 ^a	7.08±0.29 ^{ad}
T6(0.5x70)	7.56± 0.49 ^a	6.83±0.58 ^{ad}	8.00±0.60 ^a	7.67±0.65 ^a	7.58±0.51 ^a
T7(1x0)	7.00± 0.49 ^a	6.33±1.23 ^{ad}	6.50±0.67 ^{bd}	6.83±0.83 ^{ab}	7.00±0.95 ^{ad}
T8(1x35)	6.41± 0.49 ^d	6.25±1.22 ^d	6.00±1.27 ^d	6.00±1.28 ^b	6.41±0.79 ^b
T9(1x70)	5.25± 1.71 ^b	5.58±1.08 ^b	5.25±0.75 ^b	4.92±0.90 ^{bc}	5.25±1.71 ^b

Mean ± SD. C: concentration, t: time of storage. Means with superscripts different (a, b, c and d) in the same column are significantly different ($p < 0.05$). Wilcoxon test.

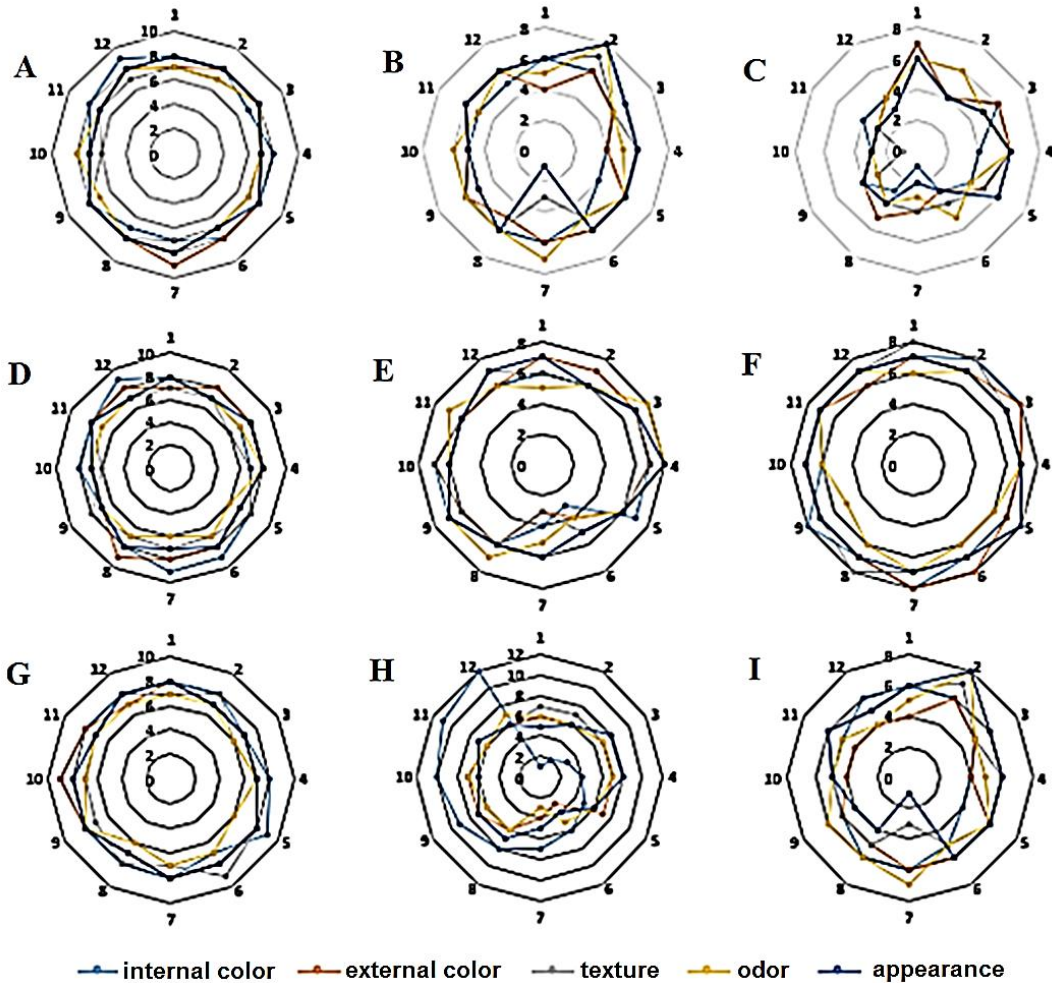


Figure 6. Sensory profile of guinea pig meat at different concentrations of oregano essential oil: with 0% to the 0 days (A), 35 days (B) and 70 days (C); with 0.5% to the 0 days (D), 35 days (E) and 70 days (F); and with 1% to the 0 days (G), 35 days (H) and 70 days (I).

4. Conclusions

Oregano essential oil applied like emulsion represent an important alternative for preserve guinea pig meat vacuum packed. The concentration recommended is 0.5% which allowed maintained the quality physicochemical, microbiological and sensorial reaching a shelf life of 70 days at -10 °C. This information will allow the people involved in the production chain of guinea pigs to adopt an alternative for the conservation of meat, being able to reach more distant markets, both national and international.

This technology requires more studies on characterization and quantification of actives compounds in essential oils of plants and optimize doses for application on meat products. Also, is important to develop equipment for applying the essential oils emulsified or nanoemulsioned in meat processing lines.

References

- Abdollahzadeh, E.; Rezaei, M.; Hosseini, H. 2014. Antibacterial activity of plant essential oils and extracts: The role of thyme essential oil, nixing, and their combination to control *Listeria monocytogenes* inoculated in minced fish meat. *Food Control* 35: 177-183.
- Albarracín, W.; Alfonso, C.; Sánchez, I. 2012. Application of essential oils as a preservative to improve the shelf life of Nile Tilapia (*Oreochromis niloticus*). *Vitae* 19(1): 34-40.
- A.O.A.C. 2000. Oficial Methods of Analysis. Association of Official Analytical Chemists. Inc. Washington, D.C.E.U.A.
- Al-Bandak, G. 2007. Antioxidant properties and composition of *Majorana syriaca* extracts. *Eur. J. Lipid Sci. Technol.* 109: 247-255.
- Atrea, I.; Papavergou, A.; Amvrosiadis, I.; Savvaidis, I.N. 2009. Combined effect of vacuum-packaging and oregano essential oil on the shelf-life of Mediterranean octopus (*Octopus vulgaris*) from the Aegean Sea stored at 4 °C. *Food Microbiology* 26: 166-172.
- Beriain, M.; Alfonso, L.; Gorraiz, C. 2001. Análisis sensorial de alimentos. Métodos y aplicaciones. Editores Springer - Verlag Ibérica. Barcelona.
- Beriain, M.J.; Sanchez, M.; Carr, T.R. 2009. A comparison of consumer sensory acceptance,

- purchase intention, and willingness to pay for high quality United States and Spanish beef under different information scenarios. *J. Anim. Sci.* 87: 3392-3402.
- Boleman, S.J.; Boleman, S.L.I.; Miller, R.K.; Taylor, J.F.; Cross, H.R.; Wheeler, T.L.; Koohmararie, M.; Shackelford, S.D.; Miller, M.F.; West, R.L.; Johnson, D.D.; Savell, J.W. 1997. Consumer evaluation of beef of known categories of tenderness. *J. Anim. Sci.* 75: 15-21.
- Brewer, M.S. 2011. Natural antioxidant: Sources, compounds, mechanisms of action, and potential applications. *Food Sci. and Safety* 10: 221-247.
- Burt, S. 2004. Essential oils: their antibacterial properties and potential applications in food - a review. *International Journal of Food Microbiol* 94: 223-253.
- Capecka, E.; Marezek, A.; Leja, M. 2005. Antioxidant activity of fresh and dry herbs of Lamiaceae species. *Food Chem.* 93(2): 223-226.
- Chouliara, E.; Karatapanis, A.; Savvaidis, I.N.; Kontominas, M.G. 2007. Combined effect of oregano essential oil and modified atmosphere packaging on shelf-life extension of fresh chicken breast meat, stored at 4 °C. *Food Microbiology* 24: 607-617.
- Cristani, M.; D'Arrigo, M.; Mandalari, G.; Castelli, F.; Sarpietro, M.G.; Micieli, D.; Trombetta, D. 2007. Interaction of four monoterpenes contained in essential oils with model membranes: Implications for their antibacterial activity. *J. Agric. Food Chem.* 55(15): 6300-6308.
- Dalvi-Isfahan, M.; Hamdami, N.; Le-Bail, A. 2016. Effect of freezing under electrostatic field on the quality of lamb meat. *Innovative Food Science and Emerging Technologies* 37: 68-73.
- De Barros, J.; Da Conceição, M.; Gomes, N.; Vieira, A.; Leite, E. 2012. Combination of *Origanum vulgare* L. essential oil and lactic acid to inhibit *Staphylococcus aureus* in meat broth and meat model. *Brazilian Journal of Microbiology* 2012: 1120-1127.
- Dussault, D.; Dang, K.; Lacroix, M. 2014. In vitro evaluation of antimicrobial activities of various commercial essential oils, oleoresin and pure compounds against food pathogens and application in ham. *Meat Science* 96: 514-520
- Elmasry, G.; Sun, D-W.; Allen, P. 2012. Near-infrared hyperspectral imaging for predicting colour, pH and tenderness of fresh beef. *Journal of Food Engineering* 110:127-140.
- Fasseas, M.; Mountzouris, K.; Tarantilis, P.; Polissiou, M.; Zervas, G. 2007. Antioxidant activity in meat treated with oregano and sage essential oils. *Food Chem.* 106: 1188-1194.
- Fernandez, J. 2010. Determinación de parámetros tecnológicos óptimos para la conserva de carne de cuy (*Cavia porcellus*). Universidad Nacional Pedro Ruiz Gallo. Lambayeque – Perú.
- Filgueras, R.S.; Gatellier, P.; Aubry, L.; Thomas, A.; Bauchart, D.; Durand, D.; Zambiasi, R.C.; Santé-Lhouthelier, V. 2010. Colour, lipid and protein stability of *Rhea americana* meat during air- and vacuum-packaged storage: Influence of muscle on oxidative processes. *Meat Science* 86: 665-673.
- Flores-Manchano, C.; Duarte, C.; Salgado-Tello, I. 2016. Caracterización de la carne de cuy (*Cavia porcellus*) para utilizarla en la elaboración de un embutido fermentado. *Rev. Cien. Agri.* 14(1): 39-45.
- Forrest, J. 1979. Fundamentos de ciencia de la carne” Editorial. Acribia. Zaragoza-España.
- Giatrakou, V.; Kykkidou, S.; Papavergou, A.; Kontominas, M.G.; Savvaidis, I.N. 2008. Potential of oregano essential oil and MAP to extend the shelf life of fresh swordfish: A Comparative Study with Ice Storage. *Journal of Food Science* 73(4): 167-173.
- Goulas, A.; Kontominas, M. 2007. Combined effect of light salting, modified atmosphere packaging and oregano essential oil on the shelf-life of sea bream (*Sparus aurata*): Biochemical and sensory attributes. *Food Chem.* 100: 287-296.
- Govaris, A.; Solomakos, N.; Pexara, A.; Chatzopoulou, P.S. 2010. The antimicrobial effect of oregano essential oil, nisin and their combination against *Salmonella* Enteritidis in minced sheep meat during refrigerated storage. *International Journal of Food Microbiology* 137: 175-180.
- Guevara, J.; Reyna, L.; Pedemonte, A.; Vergaray, R.; Pachas, J. 2018. Combined effect of ultraviolet radiation and application of acetic acid on the quality of guinea pig meat and increased of its shelf life. *Pharm Pharmacol Int J.* 6(1): 71-75.
- Gutierrez, J.; Barry, R.; Bourke, P. 2008. The antimicrobial efficacy of plant essential oil combinations and interactions with food ingredients. *International Journal of Food Microbiology* 124: 91-97.
- Gutierrez, J.; Barry, R.; Bouke, P. 2009. Antimicrobial Activity of Plant Essential Oils using Food model media: Efficacy synergistic potential and interaction with food components. *International Journal of food Microbiology* 26: 142-150.
- Gupta, S.; Abu-Ghannam, N. 2011. Recent developments in the application of seaweeds or seaweed extracts as a means for enhancing the safety and quality attributes of foods. *Innov. Food Sci. Emerg. Technol.* 12: 600-609.
- Hernández, M.; Silva, R.; Catonga, A.; Morales, G. 2007. Aplicación de aceite esencial de orégano (*Lippia berlandieri* schauer) en carne de cerdo para su conservación. Universidad Autónoma Agraria Antonio Narro. Saltillo, México.
- Hilvay, R. 2015. Efecto de los aceites esenciales de limón (*Citrus limon*), albahaca (*Ocimum basilicum*) en la conservación de la carne de cuy (*Cavia porcellus*). Universidad Técnica de Ambato. Ecuador.
- Holman, B.; Van, R.; Mao, Y.; Coombs, C.; Hopkins, D. 2017. Using instrumental (CIE and reflectance) measures to predict consumers' acceptance of beef colour. *Meat Science* 127: 57-62.
- Hulankova, R.; Borilova, G.; Steinhäuserova, I. 2013. Combined antimicrobial effect of oregano essential oil and caprylic acid in minced beef. *Meat Science* 95: 190-194.
- ICMSF. 1999. Microorganismos de los Alimentos II. Métodos de Muestreo para Análisis Microbiológico: Principios y Aplicaciones específicas, 2da Edición. Editorial Acribia S.A. Zaragoza, España.
- Iturriaga, L.; Olabarrieta, I.; Martínez, I. 2012. Antimicrobial assays of natural extracts and their inhibitory effect against *Listeria innocua* and fish spoilage bacteria, after incorporation into biopolymer edible films. *International Journal of Food Microbiology* 158: 58-64
- Jayasena, D.; Jo, C. 2013. Essential oils as potential antimicrobial agents in meat and meat products: A review. *Trends in Food Science & Technology* 34: 96-108.
- Jordán, M.; Lax, V.; Rota, M.; Lorán, S.; Sotomayor, J. 2013. Effect of the phenological stage on the chemical composition, and antimicrobial and antioxidant properties of *Rosmarinus officinalis* L. essential oil and its polyphenolic extract. *Industrial Crops and Products* 48: 144- 152.
- Jurado-Gámez, H.; Cabrera-Lara, E.; Salazar, J. 2016. Comparación de dos tipos de sacrificio y diferentes tiempos de maduración sobre variables fisicoquímicas y microbiológicas de la carne de cuy (*Cavia porcellus*). *Rev Med Vet Zoot.* 63(3): 201-217.
- Karabagias, I.; Badeka, A.; Kontominas, M.G. 2011. Shelf life extension of lamb meat using thyme or oregano essential oils and modified atmosphere packaging. *Meat Science* 88: 109-116.
- Karagöz, Z.; Polat, G.; Kodal, B.; Candogan, K. 2010. Antimicrobial activity of soy edible films incorporated with thyme and oregano essential oils on fresh ground beef patties. *Meat Science* 86: 283-288.
- Kosar, M.; Dorman, H.J.; Hiltunen, R. 2005. Effect of and acid treatment on the phytochemical and antioxi-

- dant characteristics of extracts from selected Laminaceae al species. Food Chem. 91(3): 525-33.
- Krkić, N.; Šojić, B.; Lazić, V.; Petrović, L.; Mandić, A.; Sedej, I.; Tomović, V. 2013. Lipid oxidative changes in chitosan-oregano coated traditional dry fermented sausage Petrovská klobása. Meat Science 93: 767-770.
- Lammers, P.; Carlson, S.; Zdorkowski, G.; Honeyman, M. 2009. Reducing food insecurity in developing countries through meat production: the potential of the guinea pig (*Cavia porcellus*). Renewable Agriculture and Food Systems 24(2): 155-162.
- Lemay, M.J.; Choquette, J.; Delaquis, P.J.; Garipey, C.; Rodrigues, N.; Saucier, L. 2002. Antimicrobial effect of natural preservatives in a cooked and acidified chicken meat model. Int. J. Food Microbiol. 78: 217-226.
- Lucas, J.; Balcázar, S.; Tirado, O.; Rodriguez, A. 2018. El pH de la carne de cobayo (*Cavia porcellus*) para consumo humano en los andes centrales del Perú. Rev vet 29(1): 65-67.
- Marques, J.; Voção, L.; Funck, G.; Kroning, I.; Da Silva, W.; Fiorentini, A.; Ribeiro, G. 2015. Antimicrobial activity of essential oils of *Origanum vulgare* L. and *Origanum majorana* L. against *Staphylococcus aureus* isolated from poultry meat. Industrial Crops and Products 77: 444-450.
- Moore, V.L.; Gill, C.O. 1987. The pH and display life of chilled lamb after prolonged storage under vacuum or under CO₂. New Zealand Journal of Agricultural Research 30: 449-452.
- Moraes-Lovison, M.; Marostegan, L.; Peres, M.; Menezes, M.; Ghiraldi, M.; Rodrigues, A.; Fernandes, A.; Pinho, S. 2017. Nanoemulsions encapsulating oregano essential oil: Production, stability, antibacterial activity and incorporation in chicken pâté. LWT - Food Science and Technology 77: 233-240.
- Mota-Rojas, D.; Trujillo-Ortega, M.; Becerril-Herrera, M.; Roldan-Santiago, P.; González-Lozano, M.; Guerrero-Legarreta, I. 2012. Efecto del método de sacrificio sobre variables críticas sanguíneas y consecuencias sobre la bioquímica de la carne de cobayo (*Cavia porcellus*). Revista Científica FCV-LUZ 22(1): 51-58.
- Naves, C.; Torres, R.; Fontes, P.; Souza, A.; De Miranda, L.; Machado, M.; Mendes, E. 2017. Effect of freezing prior to aging on myoglobin redox forms and CIE color of beef from Nellore and Aberdeen Angus cattle. Meat Science 125: 16-21.
- NTP 201,058. 2006. Carne y productos cárnicos. Definición, clasificación y requerimientos de carcasa de cuy (*Cavia porcellus*).
- Oral, N.; Vatansver, L.; Sezer, Ç.; Aydin, B.; Güven, A.; Gülmez, M.; Başer, K.; Kürkçüoğlu. M. 2009. Poultry Science 88: 1459-1465.
- Ordoñez, R.; Martos, A. 2004. Estudio de mercado: oferta, demanda y comercialización de la carne de cuy en la ciudad de Huancayo, Departamento de Junín. Instituto Ecológico para el Desarrollo. Lima-Perú.
- Oussalah, M.; Calillet, S.; Salmiéri, S.; Saucier, L.; Lacroix, M. 2006. Antimicrobial Effects of Alginate-Based Film Containing Essential Oils for the Preservation of Whole Beef Muscle. Journal of Food Protection 69(10): 2364-2369.
- Ozdikmenli, S.; Demirel, N. 2015. Evaluation of usage of essential oils instead of spices in meat ball formulation for controlling *Salmonella* spp. Food Science and Technology International 22: 93-101.
- Pascual, M. 2000. Metodología Analítica para alimentos y bebidas, 2da Edición, Editorial Díaz de Santos S.A.
- Pesavento, G.; Calonico, C.; Bilia, A.; Barnabei, M.; Calesini, F.; Addona, R.; Mencarelli, L.; Carmagnini, L.; Di Martino, M.; Lo Nostro, A. 2015. Antibacterial activity of Oregano, Rosmarinus and Thymus essential oils against *Staphylococcus aureus* and *Listeria monocytogenes* in beef meatballs. Food Control 54: 188-199.
- Rea, V. 2011. Evaluación de la actividad antimicrobiana del aceite esencial del comino (*Cuminum cyminum*) como potencial bioconservador de la carne de trucha. Tesis Bioquímico Farmacéutico, Escuela Superior Politécnica de Chimborazo, Ecuador.
- Rivera, J.; Grandall, P.; O'Bryan, C.; Ricke, S. 2015. Essential oils as antimicrobials in food systems e A review. Food Control 54: 111-119.
- Rosenfeld, S. 2008. Delicious guinea pigs: Seasonality studies and the use of fat in the pre-Columbian Andean diet. Quaternary International 180: 127-134.
- Sánchez-Macías, D.; Barba-Maggi, L.; Morales de la Nuez, A. 2018. Guinea pig for meat production: A systematic review of factors affecting the production, carcass and meat quality. Meat Science 143: 165-176.
- Scramlin, S.; Newman, M.; Cox, R. B.; Sepe, H.; Alderton, A.; Mikel, W. 2010. Effect of oregano oil brine enhancement on quality attributes of bees *Longissimus dorsi* and semimembranosus muscle from various age animal. J. Food Sci. 75(2): S89-S94.
- Skandamis, P.; Nychas G. 2001. Effect of oregano essential oil on microbiological and physico-chemical attributes of minced meat stored in air and modified atmospheres. Journal of Applied Microbiology 91: 1011-1022.
- Solis, N. 2011. Evaluación de la actividad antimicrobiana de los aceites esenciales de orégano (*Origanum vulgare*) y tomillo (*Thymus vulgaris*) como potenciales bioconservadores en carne de pollo. Escuela Superior Politécnica de Chimborazo, Facultad de Ciencias. Ecuador.
- Sullivan, C.; Lynch, A.; Lynch, P.; Buckley, D.; Kerry, J. 2004. Use of antioxidants in chicken nuggets manufactured with and without the use of salt and/or sodium tripolyphosphate: Effects on product quality and shelf-life stability. Int. J. Poultry Sci. 3(5): 345-353.
- Thomas, R.; Anjaneyulu, A.S.R.; Kondaiah, N. 2006. Quality and shelf life evaluation of emulsion and restructured buffalo meat nuggets at cold storage (4 ± 1°C). Meat Sci. 72: 373-379.
- Wei, S.T.; Ou, L.C.; Ronnier, M.; Hutchings, J. 2012. Optimization of food expectations using product colour and appearance. Food Quality and Preference 23: 49-62.
- Veldhuizen, E.; Olaf, T.; Burt, S.; Haagsman, H. 2007. Low Temperature and Binding to Food Components Inhibit the Antibacterial Activity of Carvacrol against *Listeria monocytogenes* in Steak Tartare. Journal of Food Protection 70(9): 2127-2132.